

MSR SERIES

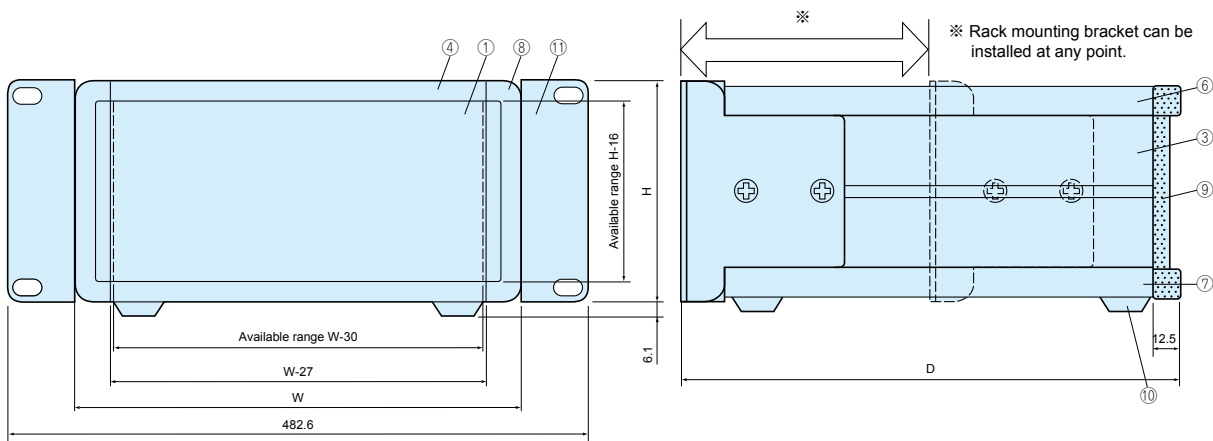
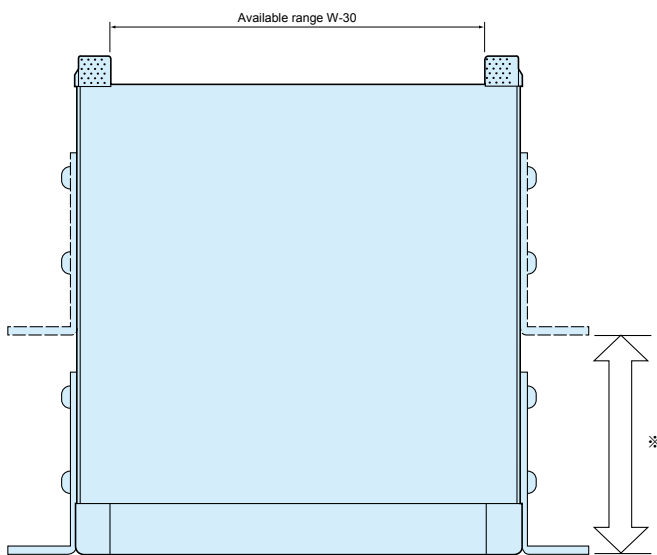
MSR RACK MOUNTING ENCLOSURE



- CAD data is downloadable from our web.

FEATURE

- Available in 16 sizes.
- Screws are not appeared on the surface.
- Easy to punching or hole milling on front and rear panel.



※Please refer to P159 for detailed dimensions.

Components

• Please refer to P159 for detailed dimensions of rack mounting bracket.

Ref. #	Part name	Pcs	Material	Color / Finish
1	Front panel	1	Aluminium t2.0	Silver · Black anodized / Hair line finish
-	Rear panel	1	Aluminium t2.0	Silver · Black anodized
3	Side frame	2	Aluminium extrusion	Gray · Black plated
4	Front frame	2	Aluminium extrusion	Gray · Black plated
-	Rear frame	2	Aluminium extrusion	Silver anodized
6	Top cover	1	Steel t1.0	Light gray · Black plated
7	Bottom cover	1	Steel t1.0	Light gray · Black plated
8	Corner block	2	Die-cast Aluminium	Gray · Black plated
9	Rear feet	2	ABS (UL94V-0)	Gray · Black
10	Rubber feet	4	Polyurethane	Black
11	Rack mounting bracket	2	Aluminium extrusion	Gray · Black plated
-	Screw	1 set	Steel M4, M5	Black · Normal trivalent chromate

Accessories (Optional parts)



Color Type

Color code	Panel	Frame	Cover
G	Silver	Gray	Light gray
B	Black	Black	Black
BS	Silver	Black	Black

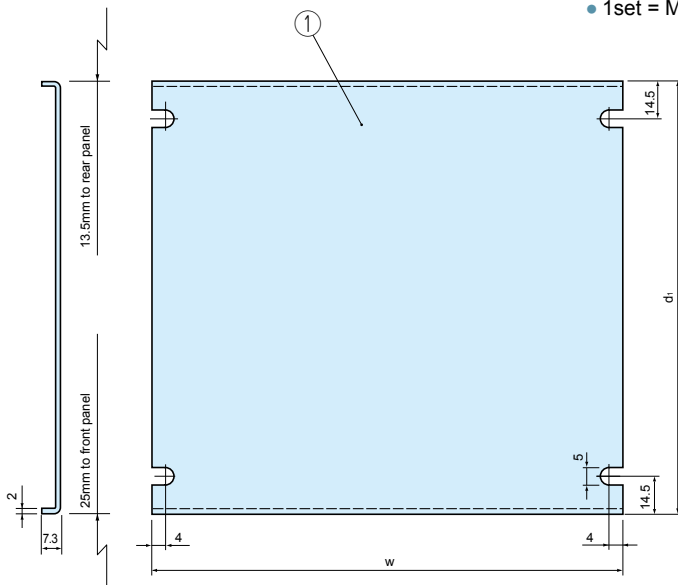
Part no. / Dimensions

Part no.	H	W	D	Weight (kg)
MSR 88-43-23□	88	430	230	3.1
MSR 88-43-28□	88	430	280	3.5
MSR 88-43-35□	88	430	350	4.2
MSR 88-43-45□	88	430	450	5.1
MSR 133-43-23□	132.5	430	230	3.6
MSR 133-43-28□	132.5	430	280	4.1
MSR 133-43-35□	132.5	430	350	4.8
MSR 133-43-45□	132.5	430	450	5.8
MSR 177-43-23□	177	430	230	4.3
MSR 177-43-28□	177	430	280	4.9
MSR 177-43-35□	177	430	350	5.7
MSR 177-43-45□	177	430	450	6.9
MSR 222-43-23□	221.5	430	230	4.7
MSR 222-43-28□	221.5	430	280	5.3
MSR 222-43-35□	221.5	430	350	6.2
MSR 222-43-45□	221.5	430	450	7.5

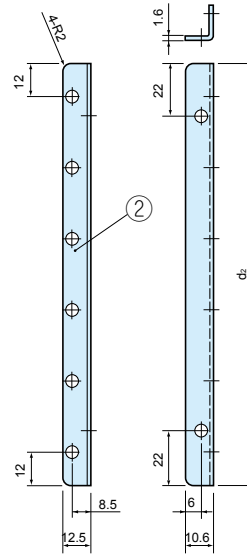
• Please suffix color code at the end of part number □ when ordering MSR series.

MSC·MSCL SERIES

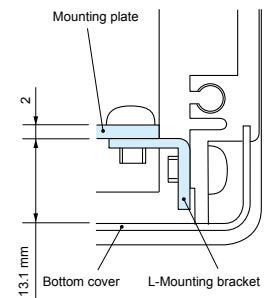
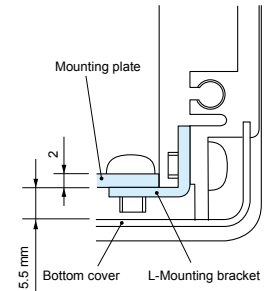
MSC MOUNTING PLATE FOR MS · MSN · MSY · MSR



• 1set = Mounting plate + L-mounting bracket.



2 installation ways by changing the mounting bracket direction.



Components

Ref. #	Part name	Pcs	Material	Color / Finish
1	Mounting plate	1	Aluminium t=2.0	Unfinished
2	L-Mounting bracket	2	Steel	Trivalent chromate
-	Screw	8	Steel M4	Trivalent chromate

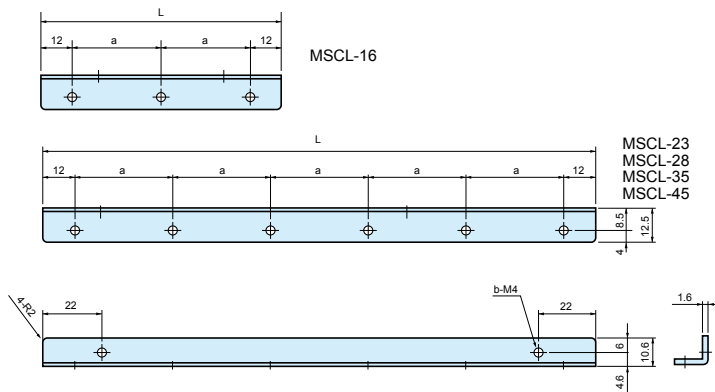
• CAD data is downloadable from our web.

Part no. / Dimensions

Part no.	w	d1	d2	Case W×D	Weight(g)
MSC 16-16	130	96.5	91.5	160×160	120
16-23	130	166.5	161.5	160×230	210
16-28	130	216.5	211.5	160×280	270
21-16	180	96.5	91.5	210×160	150
21-23	180	166.5	161.5	210×230	250
21-28	180	216.5	211.5	210×280	330
21-35	180	286.5	281.5	210×350	430
26-23	230	166.5	161.5	260×230	300
26-28	230	216.5	211.5	260×280	390
26-35	230	286.5	281.5	260×350	510
32-23	290	166.5	161.5	320×230	360

Part no.	w	d1	d2	Case W×D	Weight(g)
MSC 32-28	290	216.5	211.5	320×280	460
32-35	290	286.5	281.5	320×350	600
32-45	290	386.5	381.5	320×450	810
37-23	340	166.5	161.5	370×230	410
37-28	340	216.5	211.5	370×280	520
37-35	340	286.5	281.5	370×350	680
37-45	340	386.5	381.5	370×450	910
43-23	400	166.5	161.5	430×230	460
43-28	400	216.5	211.5	430×280	590
43-35	400	286.5	281.5	430×350	770
43-45	400	386.5	381.5	430×450	1,040

MSCL L-MOUNTING BRACKET



Components

Part name	Material	Color / Finish
L-bracket	Steel	Trivalent chromate

Part no. / Dimensions

1set = 2pcs

Part no.	L	a	b	Sales unit
MSCL-16	91.5	33.75	5	2
MSCL-23	161.5	27.5	8	2
MSCL-28	211.5	37.5	8	2
MSCL-35	281.5	51.5	8	2
MSCL-45	381.5	71.5	8	2

MSM·MZ SERIES

MSM RACK MOUNTING BRACKET

Components

Part name	Material	Color / Finish
Rack mounting bracket	Aluminium extrusion	Gray · Black Painted
Screw · Nut	Steel M5	Black trivalent chromate

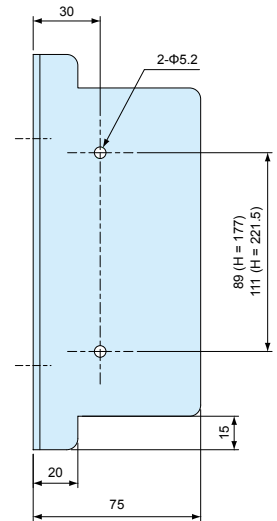
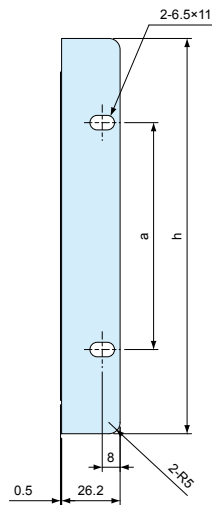
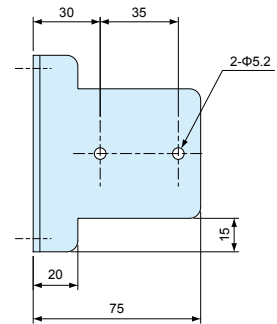
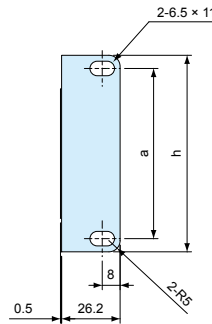
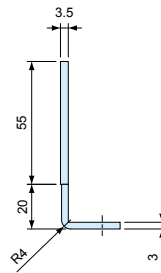
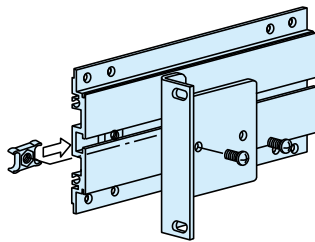
Color Type

Color code	Color
G	Gray
B	Black

Part no. / Dimensions

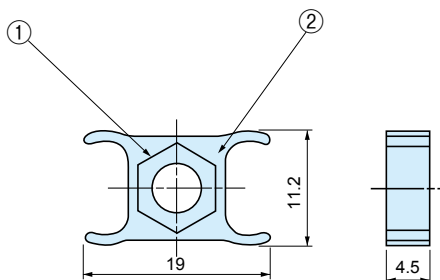
1set = 2pcs

Part no.	h (Case height)	a	Sales unit
MSM-88□	88	76.2	2
MSM-133□	132.5	57.1	2
MSM-177□	177	101.6	2
MSM-222□	221.5	146	2



MZ SLIDE NUT

- Slide nut for side frame.



Components

Ref. #	Part name	Material	Color / Finish
1	Nut	Brass · steel	Nickel plating
2	Nut holder	PE	Black

Part no. / Dimensions

1pack = 10pcs

Part no.	Thread size	Material	Sales unit
MZ-4	M4	Brass	10
MZ-5	M5	Steel	10

OH·VH SERIES

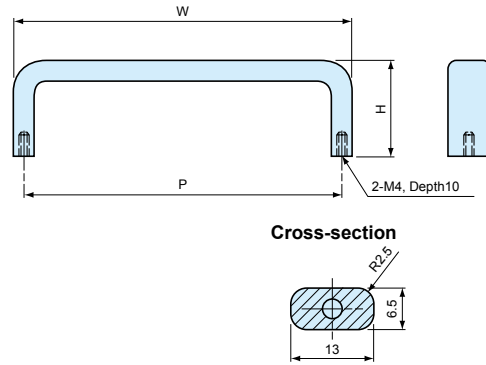
OH ALUMINIUM HANDLE



Components

Ref. #	Part name	Pcs	Material	Color / Finish
1	Handle	1	Aluminium	Silver · Black anodized
2	Screw	2	Steel M4	Trivalent chromate

MS·MSN·MSY·MSR Optional parts



Color Type

Color code	Color / Finish
S	Polishing anodized
B	Black anodized
※K	Silver anodized

※K type only has 4 size (OH-100, -120, -140, -170).

Part no. / Dimensions

1set = 2pcs

Part no.	P	W	H	Sales unit
OH- 55□	55	61.5	30	2
OH- 70□	70	76.5	30	2
OH- 85□	85	91.5	30	2
OH-100□	100	106.5	30	2
OH-120□	120	126.5	30	2
OH-140□	140	146.5	30	2
OH-170□	170	176.5	30	2

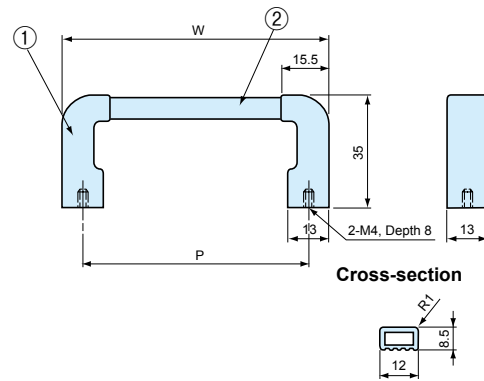
• Please suffix color code at the end of part number □ when ordering OH series.

VH ALUMINIUM & PLASTIC HANDLE



Components

Ref. #	Part name	Pcs	Material	Color / Finish
1	Bracket	2	PC	Gray · Black
2	Grip	1	Aluminium	Silver · Black anodized
3	Screw	2	Steel M4	Trivalent chromate



Color Type

Color code	Bracket	Grip
G	Gray	Silver
B	Black	Black
SB	Black	Silver

Part no. / Dimensions

1set = 2pcs

Part no.	P	W	Sales unit
VH- 55□	55	68	2
VH- 70□	70	83	2
VH-100□	100	113	2
VH-120□	120	133	2
VH-140□	140	153	2
VH-170□	170	183	2
VH-220□	220	233	2

• Please suffix color code at the end of part number □ when ordering VH series.